

# Asset List

- Asset List
- Asset Tree
- Master Data (drivers, users,...)



## Asset List

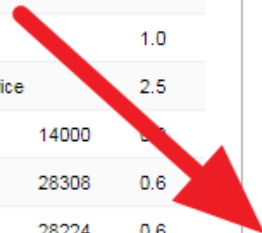
Just click on the asset name, so that the asset is shown on the map. The list updating itself.

Actions

Filter :

<input type="checkbox"/>	Asset Name	Commands	State	Date/Time	Spee...	D1	Address	Customer ...	Power	hdop
<input checked="" type="checkbox"/>	Fracht 3		driving	19:20:53 13.05.2019	95	Ignition ON	Westautobahn, 3385 Gemeinde Markersdorf-		28429	0.7
<input type="checkbox"/>	Liefer 2		driving	19:20:54 13.05.2019	47	Ignition ON	Bad Großpertholz 73, 3972 Bad Großpertholz,		14279	0.6
<input type="checkbox"/>	LKW Z-10		stopped	16:30:06 13.05.2019	0	Ignition OFF	Freiland 34, 8530 Freiland bei Deutschlandsberg,			1.0
<input type="checkbox"/>	MLK LKW		stopped	16:19:21 13.05.2019	0	Ignition OFF	private trip		28025	0.7
<input type="checkbox"/>	Muldenkipper		No Data	12:23:21 13.05.2019	0	Ignition OFF	Wachaustraße 91, 3680 Gemeinde Persenbeug-	Steinbruch LJ		1.0
<input type="checkbox"/>	Radlader		stopped	18:33:20 13.05.2019	0	Ignition OFF	B145, 8992 Altaussee, AUT	Stein BA		0.0
<input type="checkbox"/>	Reinigung Linz		stopped	15:55:54 13.05.2019	0	Ignition OFF	Wiener Straße 170, 4020 Linz, AUT			1.0
<input type="checkbox"/>	Toolmatix Hänger		stopped	12:08:15 13.05.2019	0		St. Georgen 39, 9863 St. Georgen, AUT	Forst Service		2.5
<input type="checkbox"/>	Vertrieb 1 (WA240)		stopped	08:29:27 13.05.2019	0	Ignition OFF	Linzer Straße 63, 4840 Wagrain, AUT	GPS.at Zentrale	14000	0.6
<input type="checkbox"/>	Volvo 117		driving	19:20:55 13.05.2019	90	Ignition ON	A 96, 88319 Aitrach, DEU		28308	0.6
<input type="checkbox"/>	WZ Fleet CAN		stopped	16:40:05 13.05.2019	0	Ignition ON	Aschacher Straße 3, 4100 Ottensheim, AUT	Watz	28224	0.6
<input type="checkbox"/>	Nahverkehr 4		No Data	01:00:00 01.01.1970	0	Not Connected	No position yet		-	-

View :  Info : 12 Rows



13.05.2019 18:37


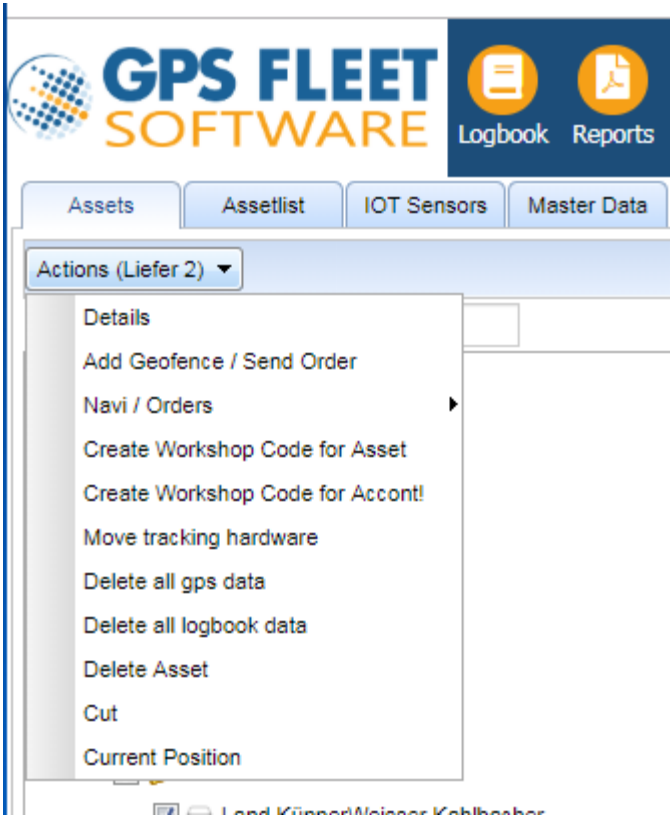
Functions and fields	Description
Filter	To search for an asset enter the asset name or IMEI here

<b>Asset</b>	Asset description GREEN = speed > 0 km/h RED = speed = 0 km/h ORANGE = longer than x no new gps fix (can be configured for each asset)
<b>Geofence Name</b>	Geofence name is shown, in which the asset currently is in.
<b>Other interesting fields</b>	Address, Battery, Driver name, last alarm, speed, status digital input
<b>View</b>	Use the view to store and remember the fields that you show

## Asset Tree


The asset tree view can be used to organize assets in groups.

The screenshot shows the GPS FLEET SOFTWARE interface. At the top, there is a navigation bar with the following icons and labels: Logbook, Reports, Emails, Geofences, XML/XLS/HTTP, IOT, and Support. Below this is a menu bar with tabs for Assets, Assetlist, IOT Sensors, Master Data, Alarms (1137741), and GPS-Data. The main area displays a tree view of assets organized into folders. The folders are: Assets, niederlassung, AT-Gruppe, Winterservice, 20180812, and 20181112. Each folder contains a list of assets, some with checkboxes and car icons. A map on the right side shows a location marked 'Volvo 117' near Ulm.

Feature	Description
Filter	Search for a specific asset name
Asset name	1 click zooms to the asset Double click opens the asset configuration
Asset group	You can open the Actions for GROUPS: 
Action menu for assets	Open the action menu for ASSETS: 

## Master Data (drivers, users,...)

















The master data are shown as a part of the asset list.

Logbook Reports Emails Geofences XML/XLS/HTTP

Assets Assetlist IOT Sensors Master Data **Alarms 1137741** GPS-Data

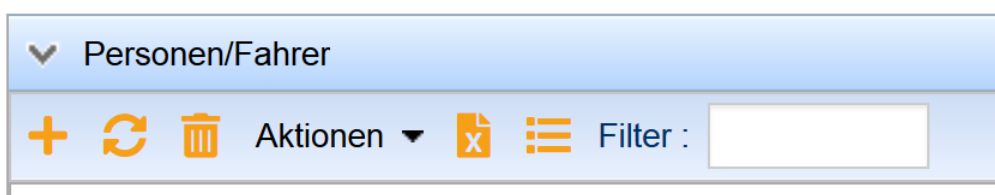
Persons/Drivers






+ Refresh Delete Actions Filter:

<input type="checkbox"/>	Name	Person ID	Image
<input type="checkbox"/>	000001298D1E	-	
<input type="checkbox"/>	000001298F05	-	
<input type="checkbox"/>	000001298F4B	-	
<input type="checkbox"/>	000001298F8E	-	
<input type="checkbox"/>	000001400F02XX	-	
<input type="checkbox"/>	000001400F50A	-	
<input type="checkbox"/>	000001400F502E	-	
<input type="checkbox"/>	000001400F502F	-	
<input type="checkbox"/>	000001400F5001	-	
<input type="checkbox"/>	000001400F5004	-	
<input type="checkbox"/>	000001400F5009	-	
<input type="checkbox"/>	000001400F500B	-	
<input type="checkbox"/>	000001400F500C	-	
<input type="checkbox"/>	000001400F5008	-	
<input type="checkbox"/>	000001400F5002	-	
<input type="checkbox"/>	000001400F5002	-	

View: Std Rows: 50 Info: 216 Rows, Page 1

- ID's
- Operators
- Users
- Managers
- E-Mail
- SMS



Feature	Description
	Add an element
	Refresh list
	Delete selected element
	Opens as excel
	Opens details
Filter	Search for an element